

DRAWING NO.
C740ROLSXXC4

REV
G

Customer Drawing

REVISION HISTORY			
REV	DESCRIPTION (ECO)	DATE	APPROVED
F	ADD CENTERLINE DIM. UPDATE BORDER ECO 8639	06/05/19	LF
G	ADD NOTE 6. ECO 10507	05/13/20	SR

LOCATION "B"
DATE OF PRODUCTION



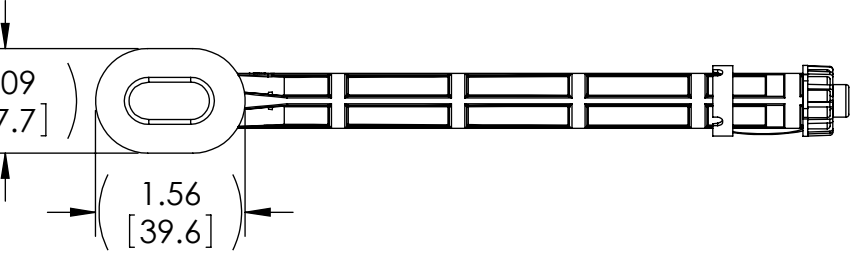
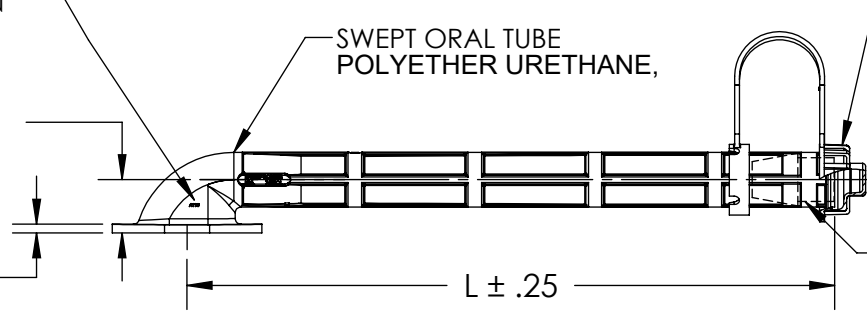
LOCATION "A"
DATE OF PRODUCTION
SEE TABLE
(AXXU)



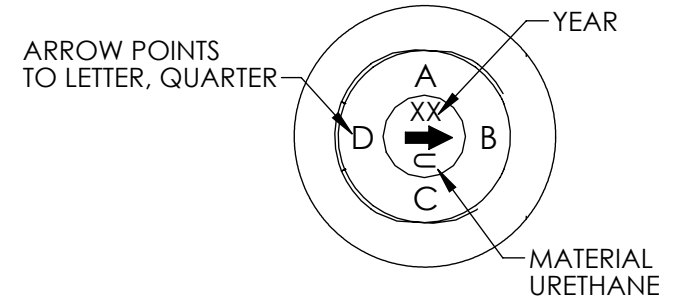
(.554)
[14.072]

(.09)
[2.3]

(1.09)
[27.7]



YEAR
MATERIAL URETHANE
A
X
X
U
LETTER, QUARTER
DATE LOCATION "A"



DATE LOCATION "B"

LETTER QUARTER
A- 1ST QUARTER
B- 2ND QUARTER
C- 3RD QUARTER
D- 4TH QUARTER

NOTES:

- FIRST SUFFIX INDICATES LENGTH " L "

SUFFIX	L ± .25
43	4.26"
56	5.50"
66	6.75"
- SECOND SUFFIX INDICATES COLOR:
NONE - RED
BK - BLACK
- CRITICAL DIMENSIONS ARE CIRCLED AND SUBJECT TO INSPECTION.
- DIMENSIONS IN PARENTHESIS ARE FOR REFERENCE ONLY.
- ALL DIMENSIONS ARE IN INCHES WITH NOMINAL DIMENSION IN METERIC BELOW.

TOOLING	PART NO.	IFU
SEALING DIE VALVE REMOVAL DEFLATION	D747N T740 TV74703G	----- IFU-T740 IFU-740-1G

△ DATE OF PRODUCTION WILL BE IN EITHER LOCATION "A" OR "B"

MOLDED PARTS:
GATES, PARTING LINES, AND FLASH PER QUALITY CRITERIA
PROPRIETARY AND CONFIDENTIAL
THE INFORMATION CONTAINED IN THIS DRAWING IS SOLE PROPERTY OF HALKEY-ROBERTS CORPORATION ST. PETERSBURG, FL. ANY REPRODUCTION IN PART OR AS A WHOLE WITHOUT THE WRITTEN PERMISSION OF HALKEY-ROBERTS CORPORATION IS PROHIBITED.

DRAWN BY	dcoughlin	DATE	6/15/2010
APPROVED BY		DATE	
MATERIAL			
FINISH			
UNLESS OTHERWISE SPECIFIED: DIMENSIONS ARE IN INCHES TOLERANCES: ANGULAR: ± 1° TWO PLACE DECIMAL ± .01 THREE PLACE DECIMAL ± .005	THIRD ANGLE PROJECTION		

HR® Halkey-Roberts®

TITLE **ORAL TUBE, VALVE AND CAP**

SIZE **A** DRAWING NO. **C740ROLSXXC4** REV **G**

SCALE **1:2** SHEET **1 OF 1**

DO NOT SCALE DRAWING